

For Missions Accomplished

Whatever the missions, whatever the times,
wherever the places, we'll get you where you're going.



The SH09 brings the highest standards of safety, mission capability and cost efficiency in the single engine category. It is a new generation multirole helicopter delivering best in class hot and high performance, the largest cabin/cargo volumes, outstanding modularity and modern electronic systems.

Technical Data Characteristics [Sea level, ISA]

Capacity:

1 Pilot + up to 8 Passengers

Sling-load capacity:

1,500 kg / 3,300 lbs

Power Plant:

Honeywell HTS 900
FADEC Turbine Engine

Maximum Take-Off Power
[thermodynamic power equivalence]:

1020 shp / 760 kW

Maximum Take-off Weight with Internal load:

2,850 kg / 6,284 lbs

Maximum operational weight with External Load:

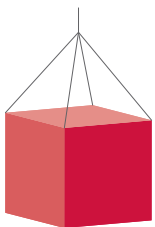
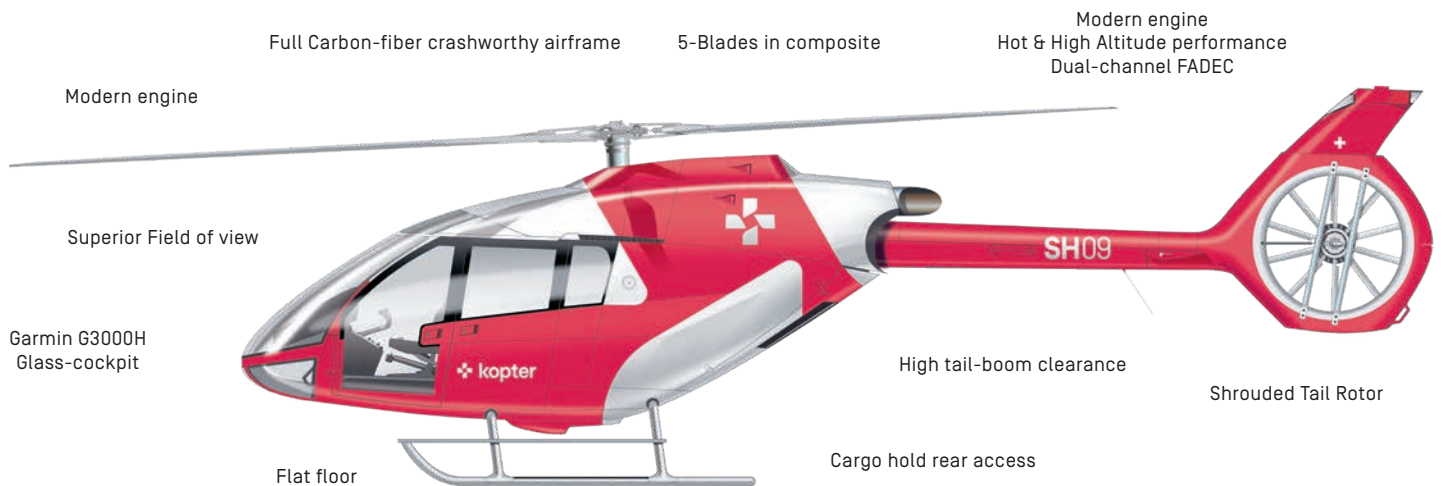
3,000 kg / 6,614 lbs

Fast cruise speed

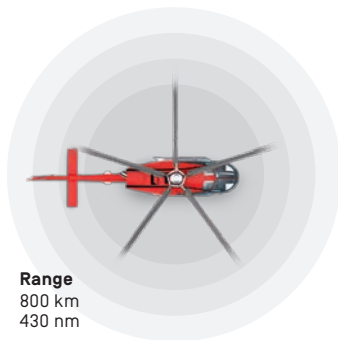
[at MTOW]:
260 km/h / 140 kts

Maximum Range and Endurance [with standard tanks]:

800 km / 430 nm
3.7 hrs to 5 hrs



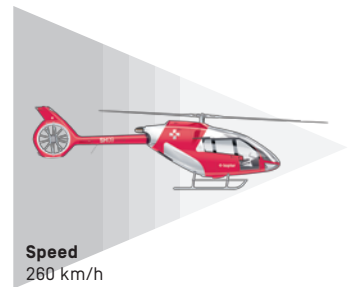
External Load
1,500 kg
3,300 lbs



Range
800 km
430 nm



Capacity
Up to 8 passengers
with up to 10 suitcases



Speed
260 km/h
140 kts